


Wiring Harness Conversion Plug Instructions



Wiring Harness Conversion Plug Black to Color

NA Part # 02037007




Model Applications:

Ricoh: AF MPC2800/AF MPC3300
AF MPC4000/AF MPC5000

Savin: C2828/C3333/C4040/C5050

Lanier: LD528C/LD533C/LD540C/LD550C




1.) Remove front handle/cover from black unit, OEM number D029-2252.


2.) Connect the NATT Conversion Plug to the drum unit.

3.) Loop the drum unit wire out of the way, as shown here (A).

4.) Wedge connector behind the tab (B).



5.) Replace the front cover.



6.) Use a Dremel™ tool, wire snips, or other cutting device, to trim the upper left side of the RJ-45 connector at rear of unit. The connector should look symmetrical. (C)

7.) Drum unit is now ready to install.